



**CSDTV is a differential pressure switch for supervising air handling units. It is used, for example to monitor fans, filters or to control defrosting functions.**

- \* For differential pressure up to 5000 Pa.
- \* Lowest setpoint value 20 Pa (DTV200).
- \* Compact format.
- \* Easy to mount.
- \* Excellent long-term stability.
- \* Can be used at temperatures down to - 20° C.

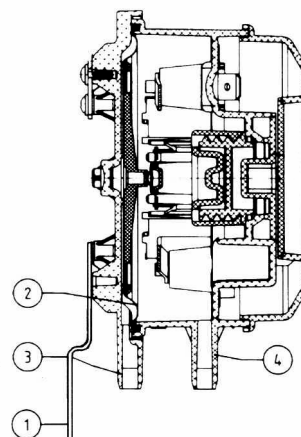
## Function

The pressure that is connected to P1 is compared with the pressure connected to P2. When the differential pressure exceeds the setpoint value the contact changes. When the pressure switch is used to supervise a fan one of the pressure connections can be left open, (atmospheric pressure).

The setpoint value is set using the knob under the lid. The setpoint value is visible through the lid. The hysteresis is preset in the factory before delivery. The lid is secured with a single screw to facilitate mounting and service.

## Construction

The differential pressure switch consists of sensor housing made of fibreglass reinforced plastic with a synthetic membrane. The differential pressure affects the spring suspended membrane which is linked to a changeover contact.



1. Bracket
2. Membrane
3. P1 connection of the higher pressure
4. P2 connection of the lower pressure

## Models

Type	Pressure range	Hysteresis ( P)
CSDTV200	20...300 Pa	15 Pa +/- 5 Pa
CSDTV500	50...500 Pa	25 Pa +/- 8 Pa
CSDTV1000	100...1000 Pa	45 Pa +/- 11 Pa
CSDTV2000	500...2000 Pa	90 Pa +/- 15 Pa
CSDTV5000	1000...5000 Pa	220 Pa +/- 30 Pa

## Technical data

Contact data	5 A (0.8 A), 250 V AC, changeover contact.
Hysteresis	See above
Cable connection	Screw terminal, cable gland with built-in strain relief Pg11
Ambient temperature	-20...+85°C
Storage temperature	-40...+85°C
Maximum differential pressure	5000 Pa

Pressure connection	Connection pipes for 6 mm tube.
Material sensor housing	Fibreglass reinforced plastic
Material membrane	Silicon LSR
Mounting bracket	Galvanized steel. Two fastening holes Ø 5 mm, cc 40 mm.
Form of protection	IP54



These products conform with the requirements of European EMC standard CENELEC EN 60730-2-6 and carry the CE-mark.

## Accessories

ANS	Mounting kit with 2m plastic tube and 2 pressure outlets.
DTV-ANSLUTNING	Pressure connection of metal, angled 90°

## Mounting positions

Recommended mounting position: vertically (factory calibrated position).



Horizontal position with lid up. The switching point will be 11 Pa higher than the setpoint on the scale.

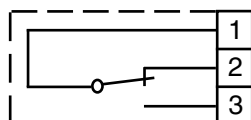


Horizontal position with lid down. The switching point will be 11 Pa lower than the setpoint on the scale.

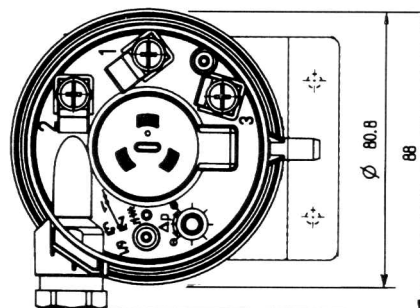
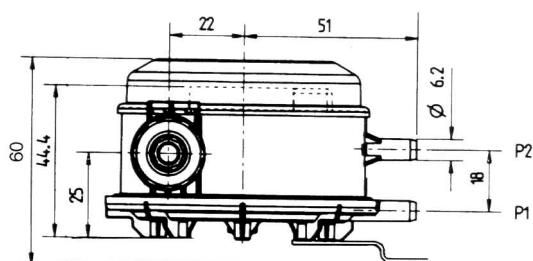


## Dimension and wiring

DTV



1 Common  
2 Normally closed  
3 Normally open



P1=Connection for the higher pressure  
P2=Connection for the lower pressure

CS Eng And Tranding Pte Ltd

Phone : +6594894652  
Wed : www.cscontrol.com.sg  
Mail : sales@cscontrol.com.sg

#01-03k Sindo Building66  
Tannery Lane,Singapore  
347805

**REGIN**

THE CHALLENGER IN BUILDING AUTOMATION